

# MATH SALAMANDERS KINDERGARTEN MATH GRAB PACK 5 ANSWERS



Here are answers to all the worksheets in our  
Kindergarten Math Grab Pack 5.

CONTENTS			
1	Counting Tens and Ones to 20 Sheet 2	7	Number Bonds to 10 Sheet 3
2	Place Value to 20 Sheet 3	8	Salamander + and – to 10 Sheet 1
3	Easy as 1..2..3	9	Color by Number Elephant
4	Count the Triangles Sheet 1	10	Greater Less Equal Sheet 4
5	Writing the Number 15	11	Get the Picture Game 1
6	Match it up 5	12	

Please give us feedback on our pack – both what you liked and what sheets you would like to see more of by leaving a comment on the link below.

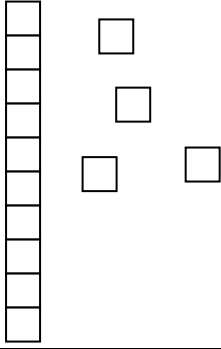
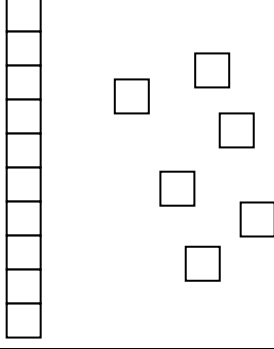
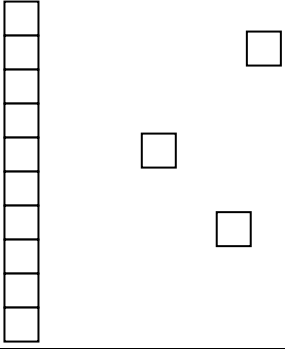
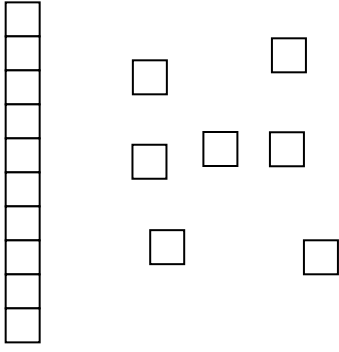
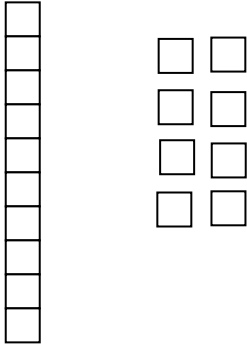
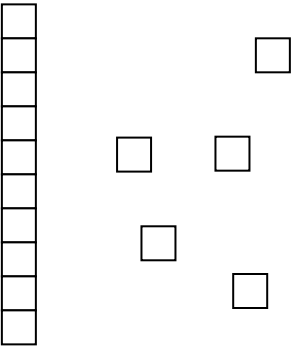
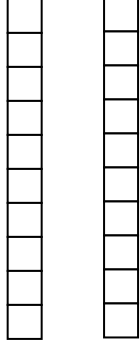
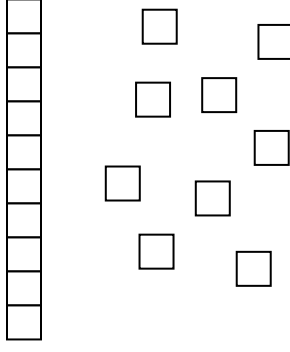
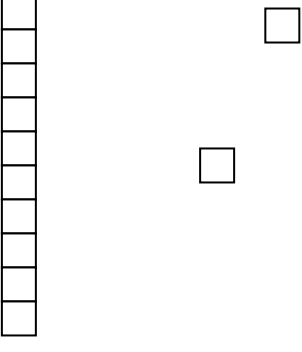
<https://www.math-salamanders.com/math-grab-packs.html>



Free Math Sheets, Math Games and Math Help

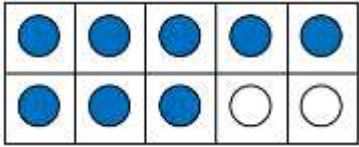
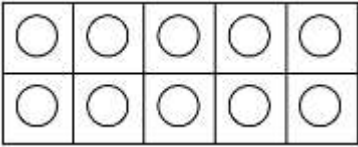
**MATH-SALAMANDERS.COM**


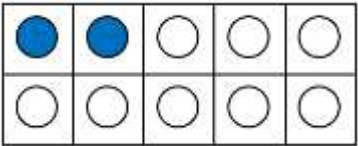
# COUNTING TENS AND ONES TO 20 SHEET 2 ANSWERS


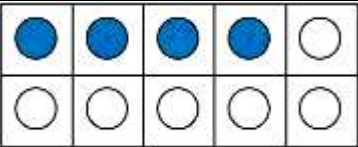
1) 	2) 	3) 
How many? <u>14</u>	How many? <u>16</u>	How many? <u>13</u>
4) 	5) 	6) 
How many? <u>17</u>	How many? <u>18</u>	How many? <u>15</u>
7) 	8) 	9) 
How many? <u>20</u>	How many? <u>19</u>	How many? <u>12</u>

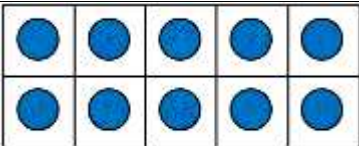
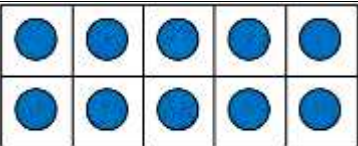


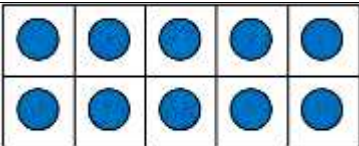
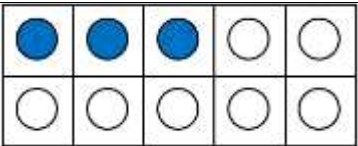
## PLACE VALUE TO 20 SHEET 3 ANSWERS

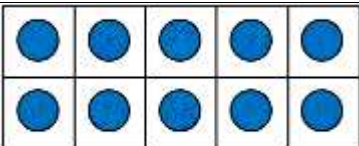
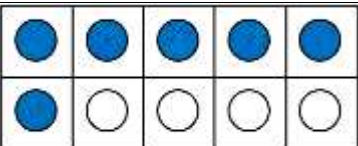
1) 8 =   = 0 tens 8 ones

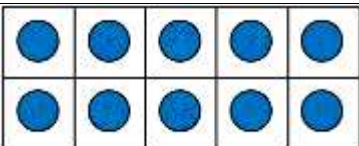
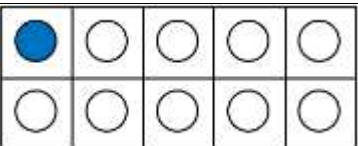
2) 12 =   = 1 ten 2 ones

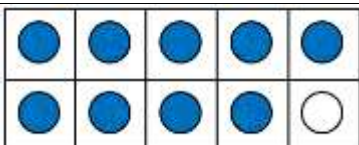
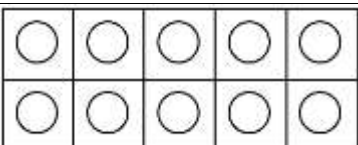
3) 14 =   = 1 ten 4 ones

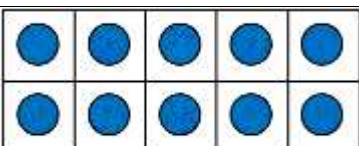
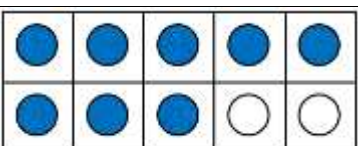
4) 20 =   = 2 tens 0 ones

5) 13 =   = 1 ten 3 ones

6) 16 =   = 1 ten 6 ones

7) 11 =   = 1 ten 1 ones

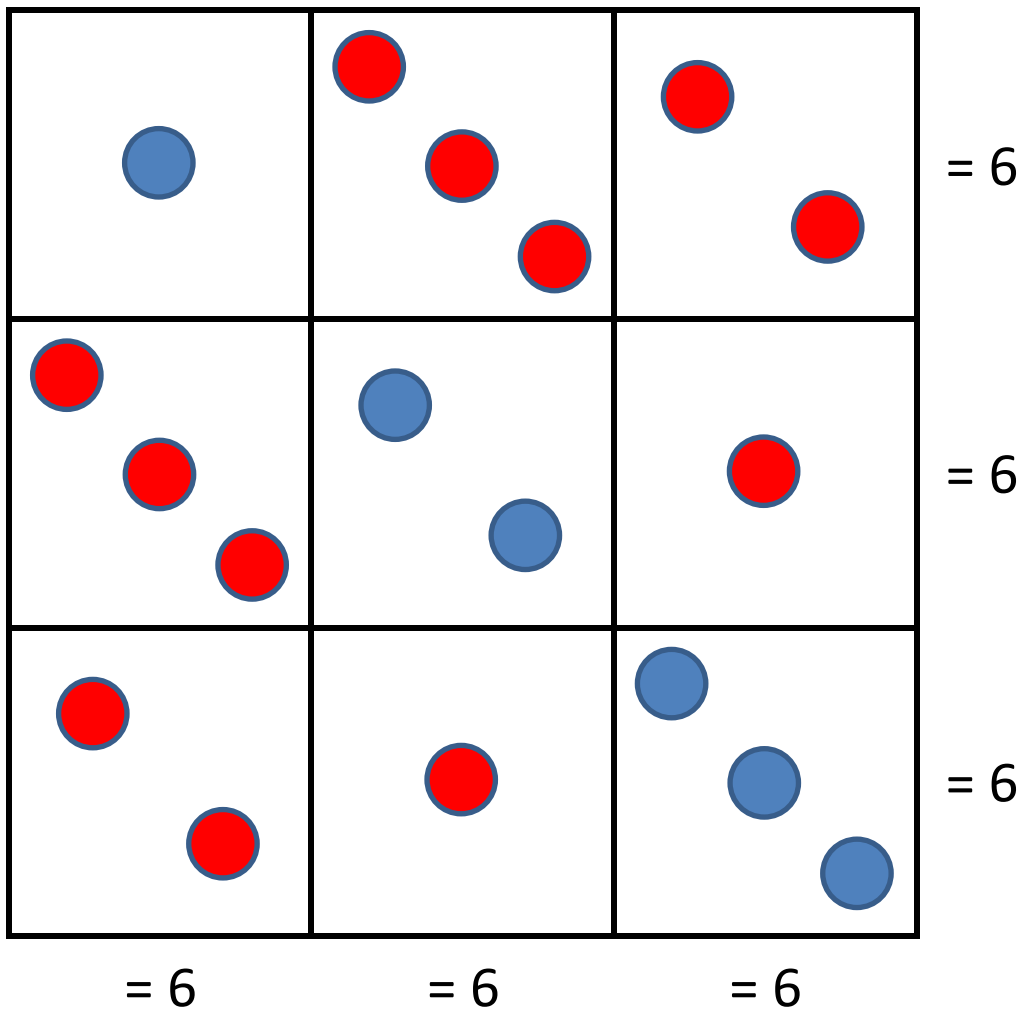
8) 9 =   = 0 tens 9 ones

9) 18 =   = 1 ten 8 ones

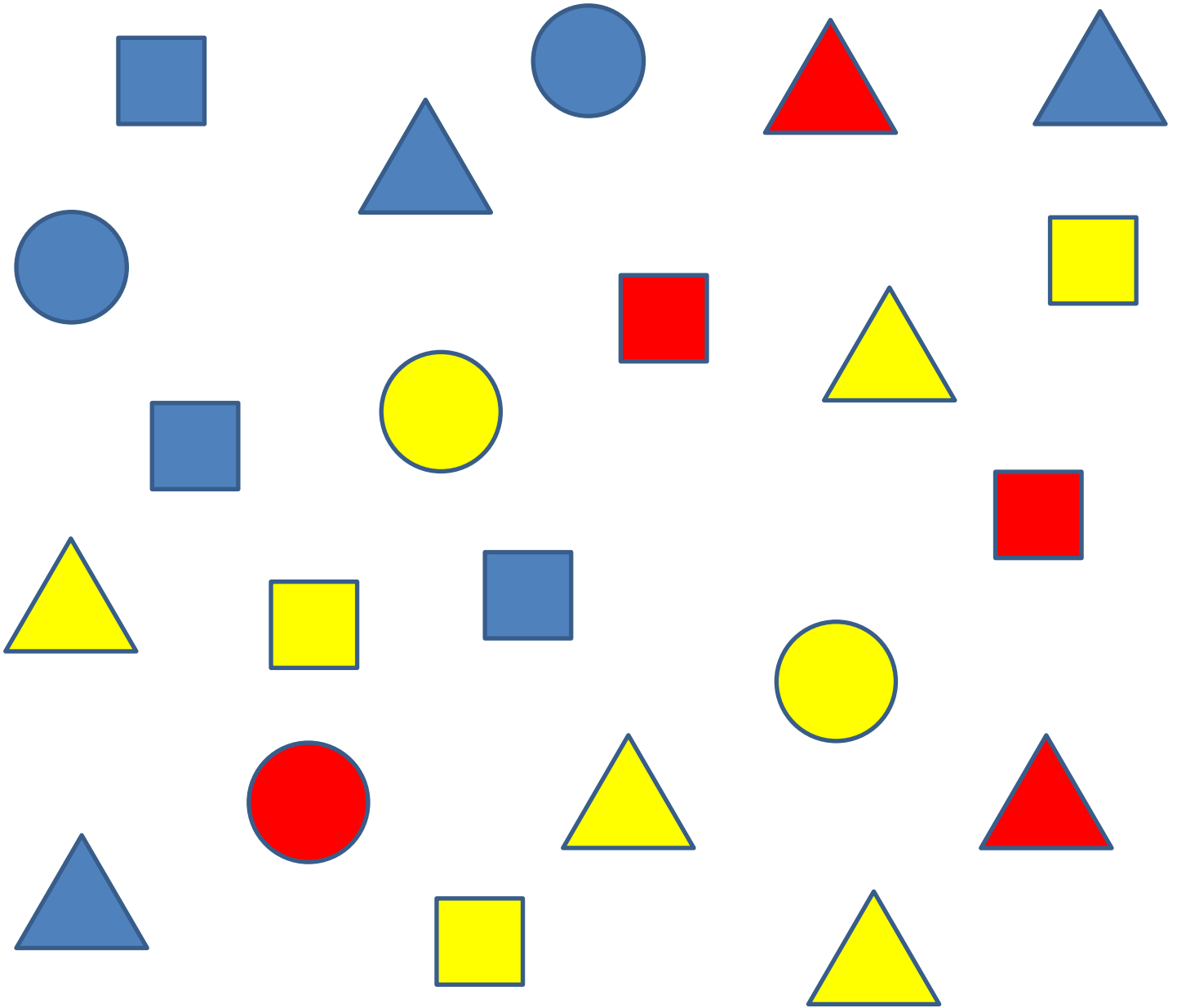


## EASY AS 1..2..3 ANSWERS

Draw 1, 2 or 3 dots in each small square so that the number of dots in each row and column is 6.



## COUNT THE TRIANGLES SHEET 1 ANSWERS



How many triangles did you count?



3



2



4



# WRITING THE NUMBER FIFTEEN

Trace the number 15.

Write the number 15.



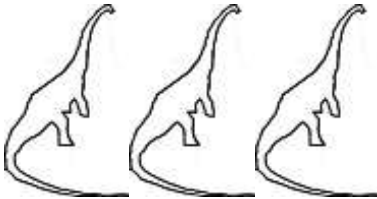
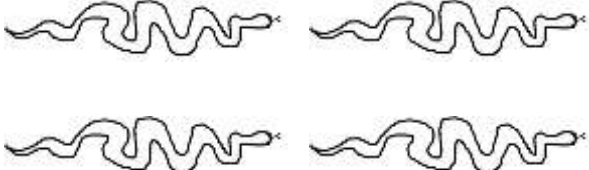
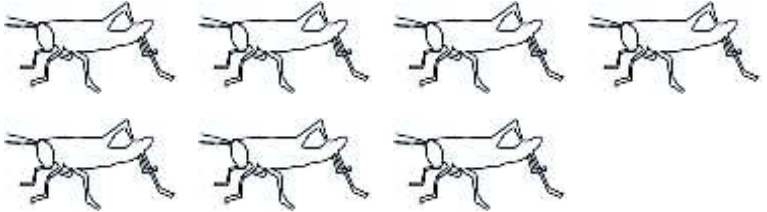



Three rows of handwriting practice lines. Each row contains a large number 15 with numbered arrows (1, 2, 3) indicating the stroke order: 1 is a vertical line down, 2 is a curved line starting from the top of the 1, curving right and then down, and 3 is a horizontal line across the top of the 5. The first row shows a solid 15, the second row shows a dashed 15 for tracing, and the third row shows a dashed 15 for tracing.

Shade in **fifteen** of the circles in the tens frames.


# MATCH IT UP SHEET 5 ANSWERS

Draw lines to connect the numbers and shapes that go together.

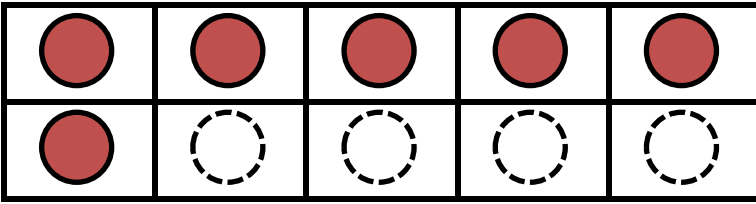
3		
4		
5		
6		
7		
8		

Red lines connect the numbers to the correct counts of shapes: 3 to 3 birds, 4 to 4 cows, 5 to 5 fish, 6 to 6 fish, 7 to 7 cows, and 8 to 8 fish.

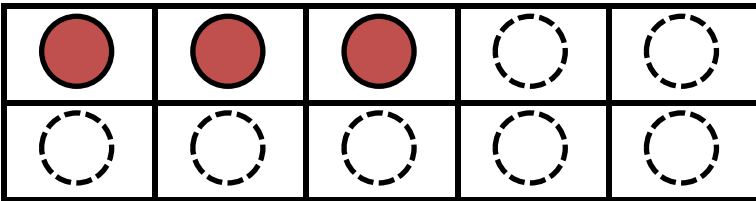


## NUMBER BONDS TO 10 SHEET 3 ANSWERS

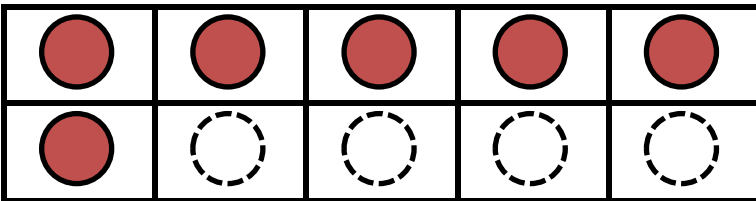
Complete the tens frame to find the missing number to make 10.



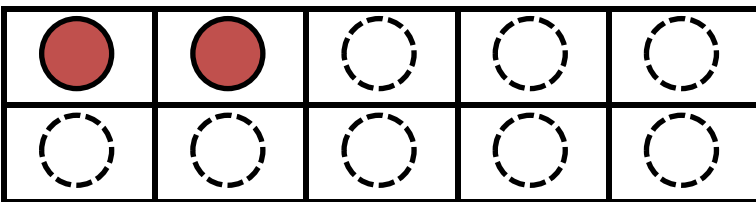
$$6 + 4 = 10$$



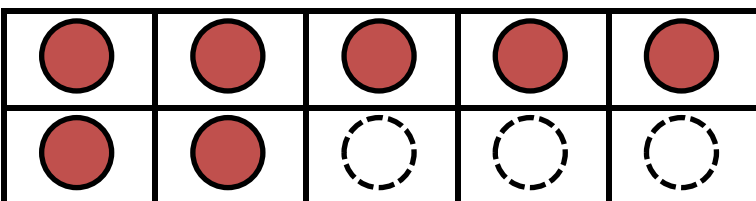
$$3 + \underline{7} = 10$$



$$6 + \underline{4} = 10$$



$$2 + \underline{8} = 10$$



$$7 + \underline{3} = 10$$

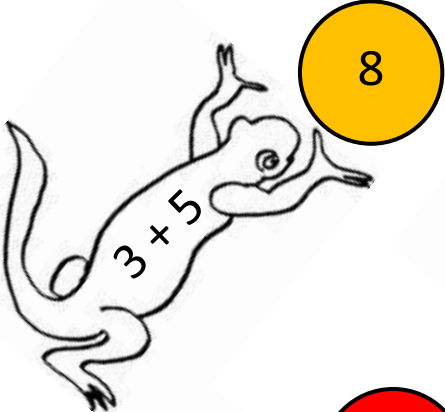

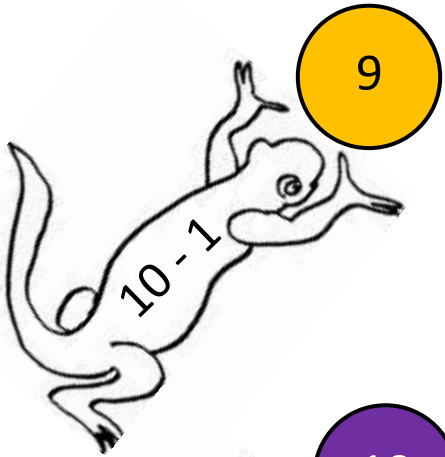




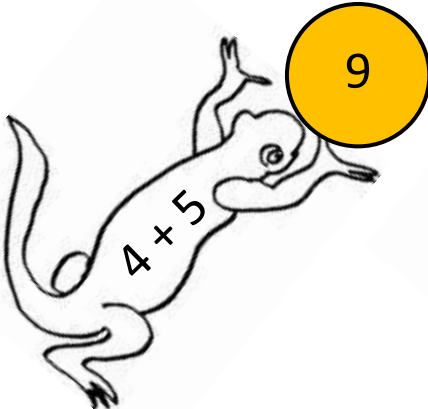





# SALAMANDER ADDITION & SUBTRACTION TO 10

## SHEET 1 ANSWERS



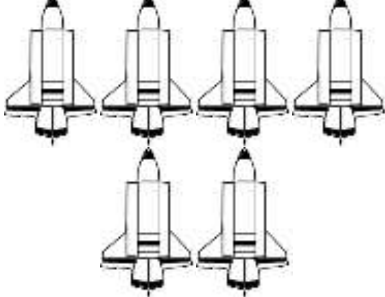
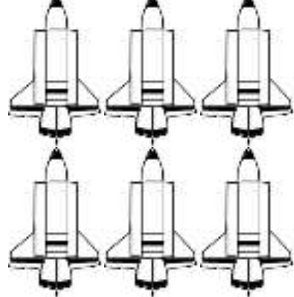

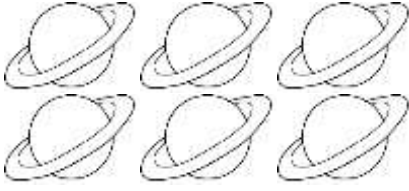



Write in the answers to each fact in Sally the Shape Salamander's ball.

Shade the balls as follows: 0 to 1 blue, 2 to 3 green, 4 to 5 yellow, 6 to 7 red, 8 to 9 orange, 10 purple.



## GREATER, LESS AND EQUAL SHEET 4 ANSWERS

1)		<p>is greater than &gt;</p> <p>is equal to =</p> <p>is less than &lt;</p>	
2)		<p>is greater than &gt;</p> <p>is equal to =</p> <p>is less than &lt;</p>	
3)		<p>is greater than &gt;</p> <p>is equal to =</p> <p>is less than &lt;</p>	
4)		<p>is greater than &gt;</p> <p>is equal to =</p> <p>is less than &lt;</p>	
5)	8	<p>is greater than &gt;</p> <p>is equal to =</p> <p>is less than &lt;</p>	9
6)		<p>is greater than &gt;</p> <p>is equal to =</p> <p>is less than &lt;</p>	